

EclProfile FC

91x3W RGB + lime high power Full Colour LED ellipsoidal



EclProfile FC is a full colour LED ellipsoidal designed to deliver a full range of pastels, whites or saturates smoothly, consistently and both with or without gobos. The **EclProfile FC** 's RGB + Lime LED engine has been specially engineered to provide a full spectrum and full output in the most discerning environments, regardless of which role the **EclProfile FC** is playing.

MAIN FEATURES

- RGB + Lime LED Ellipsoidal with HD dimming and extensive colour palette
- High Definition optics for sharp gobo projection
- Accepts industry standard accessories

VERSIONS

Code	Housing
ECLFCBK	Black
ECLFCWH	White

TECHNICAL SPECIFICATION

LIGHT SOURCE

- Source: 91x3W RGB + lime LEDs
- Luminous flux: (5°) 3'538 lm - (10°) 4'088 lm - (14°) 3'811 lm - (19°) 4'273 lm - (26°) 4'210 lm - (36°) 5'321 lm - (50°) 4'287lm
- Lux: (5°) 36'042 lx - (10°) 17'857 lx - (14°) 10'578 lx - (19°) 6'189 lx - (26°) 4'042 lx - (36°) 2'016 lx, (50°) 991lx @3 m full
- Source life expectancy: > 50.000 h

OPTICS

- Beam angle: optional 5° / 10° / 14° / 19° / 26° / 36° / 50° / 70° / Z15 - 30° / Z25 - 50°
- Lens type: high-quality glass lens optics

COLOUR SYSTEM

- Colour mixing: RGB + lime / full colour
- CCT: CCT control, + / - green correction, tungsten emulation
- White presets: 2.700 K ~10.000K
- Macros: built-in white presets

DYNAMIC EFFECTS

- Gobo size: B, outer: 86 mm - image: 64,5 mm - thickness: 1,1 mm
- Static mode: selection of static colour
- Manual mode: manual adjustment of colour
- Special features: automatic software colour balance when fixture warms up - linear crossfade from a white to any color and virtual CTO app

BODY

- Body: sturdy die-cast aluminium body
- Body colour: black, white finishing available

CONTROL

- Protocols: DMX512, RDM
- DMX channels: Theater 1 / 3 / 5 / 17 channel - Tour 4 / 8 / 11channel
- RDM: RDM for remote monitoring and settings
- Display: Graphic User Interface

- Firmware upgrade: yes, via USB - DMX interface (UPBOX1) not included
- Master/Slave: for synchronised operation of more units linked in a chain

ELECTRONICS

- Dimmer: linear 0 ~ 100% electronic dimmer
- Dimmer curves: 4 selectable dimming modes available
- Strobe / shutter: 1 - 30 Hz, electronic
- Display battery: self-charging battery backup
- Operating temperature: -10° ~ +45°
- LED Control: flicker free operation
- Selectable PWM: 600 ~ 25.000 Hz

ELECTRICAL

- Mains power supply: 100-240V - 50/60Hz
- Max power consumption: 220W
- Output (at 230V): 6 units on a single power line

PHYSICAL

- IP rating: 20
- Cooling: combination of heat pipe cooling system and low noise fan
- Suspension and fixing: bracket for hanging and positioning
- Signal connection: Amphenol XLR 5p IN/OUT connectors
- Power connection: Neutrik powerCON IN/OUT connectors
- Dimensions (WxHxD): 342x506x530mm
- Weight: 9kg

CERTIFICATIONS / APPROVALS

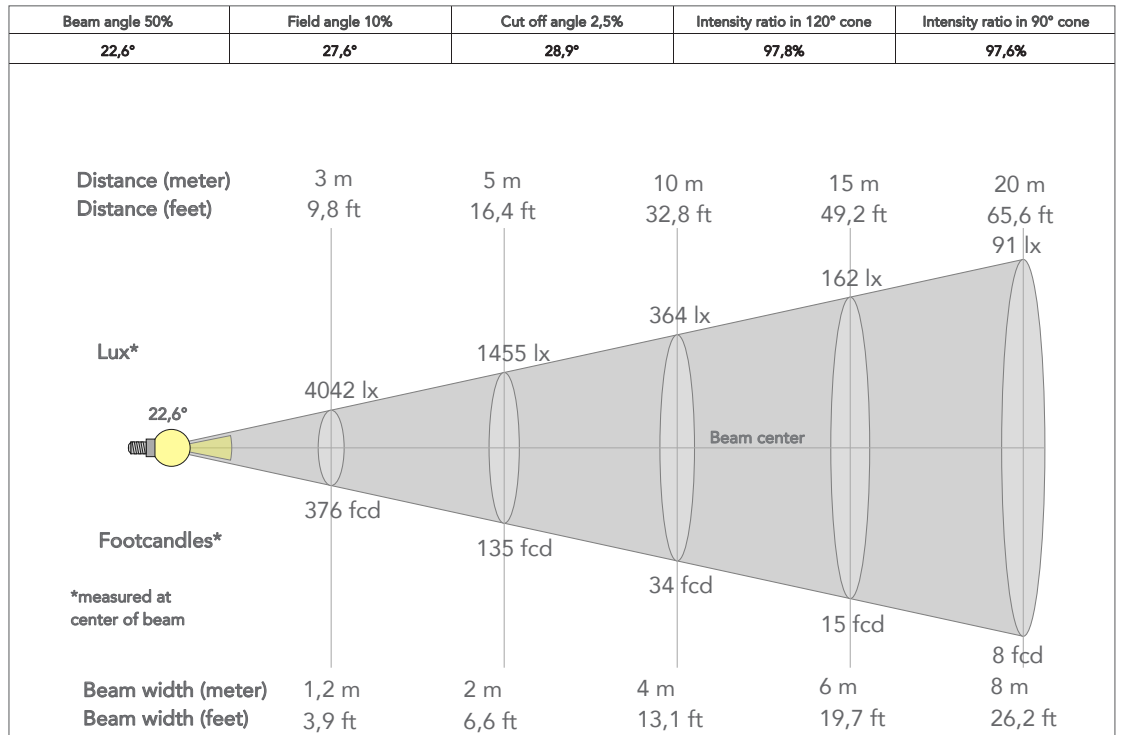
- Certifications / Approvals: CE, UKCA, RCM

ACCESSORIES & RELATED PRODUCTS

• 9513FCAL03	Ass. 3x2.5mm TH07 cable, 16A 3p 230V CEE plug, MENAC3FCA socket, L.3m	• ECLLB05/10/14 19/26/36/50WH	5°/10°/14°/19°/26°/36°/50° lens barrel for Ecl Profile fixtures, filterframe included, white housing
• 9533FCAL03	Ass. 3x2.5mm TH07 cable, SHUKO plug, MENAC3FCA socket, L.3m	• ECLLZ1530/2550	Optics for ECLFC/HD profiler, TPG incl., zoom 15°-30°/25°-50°
• 958025L03	3x2.5mm TH07 Cable, 20A 3p PwCon FCA, 20A 3p PwCon FCB, L. 3m	• ECLPROFILESEF1	Soft edge filter and holder kit for ECL profile projectors series
• C6002B	Slim aluminum clamp, 200kg loading, 48-51mm tubes, M10 bolt, Black	• FCLECL	Flight case for 8 pcs of ECLFC or ECLHD series
• C6040B	Aluminum clamp for 28mm spigot, 200kg load, 48-51mm tubes, black	• RSR0630B	Steel security cable for hanging bodies, inox steel shackle, L=60 cm, black
• ECLGH	Gobo holder for ECL/ECLFC/ECLHD profiler	• TOUR53415L03	Dmx cable HC5340. CANCE5MXX XLR 5p->CANCE5FXX XLR (f) 5p, L.3m
• ECLIRIS2	Steel iris diaphragm for ECLFC/ECLHD profiler	• UPBOX1U	Firmware uploader kit, USB IN, 3pin XLR DMX OUT, USB OUT
• ECLLB05/10/14 19/26/36/50BK	5°/10°/14°/19°/26°/36°/50° lens barrel for Ecl Profile fixtures, filterframe included, black housing		

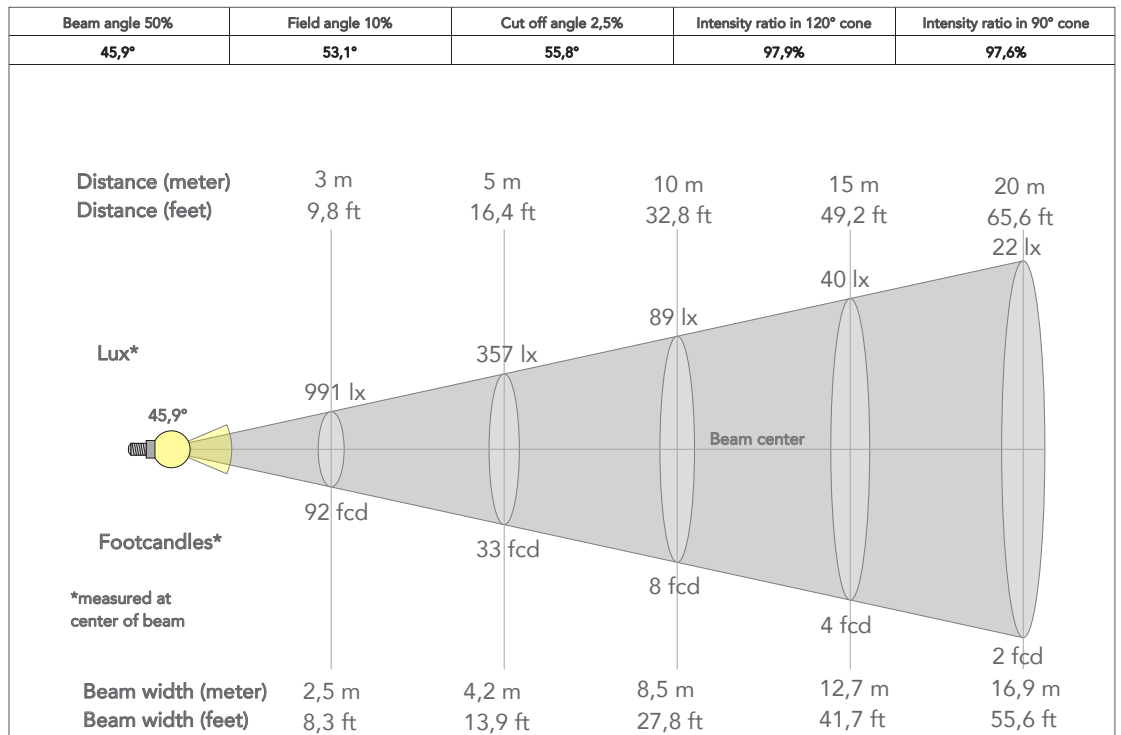
PRESET FULL ON

Beam angle 50%: 26°

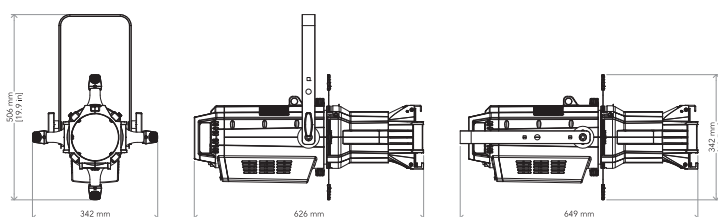


PRESET FULL ON

Beam angle 50%: 50°



TECHICAL DRAWINGS



CERTIFICATIONS / APPROVALS

Visit our website for specifications and tech documentations

